

AN ISO 9001:2015 CERTIFIED COMPANY

TRUELINE[®]

RAILING CONCEPT

“Aluminium
&
Stainless Steel
Glass Railing System”

PRODUCT CATALOGUE
VERSION 2.0

PREMIUM
PRODUCT
RANGE



ABOUT US

Trueline - a quality identity in railing system, based at Rajkot, Gujarat, is engaged since many years into manufacturing of stainless steel modular railing & architectural hardware products made from high grade anti-corrosive AISI 304/316 stainless steel material.

Backed with latest technology and perfection striven engineers, TRUELINE has created it's own space and identity in this highly competitive business scenario in very short time As a fast growing manufacturer and exporter of high quality, durable and safety equipped designer modular railing & architectural hardware products by employing in extremely superior quality.

Trueline offers a complete range of stainless steel & aluminium glass railing system as per Indian & International standards and building codes. Trueline also offers customized products through its product centers. Trueline is the preferred supplier amongst the most quality conscious buyers by using best manufacturing technology and strict quality norms confirming to Indian & international safety standards. Premium Quality Railing System by Trueline provides complete and elegant solution for all standard railing and architectural requirements. The railing system and fittings designed by Trueline are completely modular and do not need any welding, grinding or polishing at installation site. Trueline Products are installed at various locations, including :

- Residential Bungalows
- Shopping Malls
- Hotels
- Airports
- Apartments
- Corporate Office Buildings
- Hospitals

Trueline is a constant innovation company and continuously adds new products & solutions for our customers.

QUALITY CONTROL

Quality is the first nature of TRUELINE. It is through the premium quality of our products, we have maintained a strong relationship with our customers. Trueline products are developed in a state of the art research and development center that is involved in creating cost effective solutions for common and special requirements. Each product is carefully designed and monitored at each stage of production. Trueline Research and Development (R&D) center works in close association with the marketing team, understanding the specific requirement of the customers and churning out products that offer solutions to the customer's needs. Our indepth knowledge about different stainless steel grades like AISI 304, 316, 316L and capability to effortlessly convert products between casting, pressing, welding and machining processes ensures that you will get the finest products manufactured by using the most suitable method.

As customer driven responsible entity, TRUELINE takes great care in maintaining the satisfaction and safety of it's customers. Towards this, we follow certain virtues that are pre-requisites for us to have strong and happy customer base.

Why TRUELINE®



1. The Largest range of designs with The Biggest Range of colour Finishes in Railing System.
2. Systems with Multi colour options (PVD FINISH, ANODIZE FINISH, WOOD FINISH, POWDER COATING FINISH, PVDF FINISH)
3. High Grade Corrosion Resistant Material
4. Use of best quality raw material
5. Superior finish
6. 100% Modular Fitting System
7. More than 10 years Experience in Railing Work
8. In-House Manufacturing Facility
9. Skillfull & experienced engineers
10. No quality compromise
11. Truly Premium Quality
12. An ISO 9001:2015 Certified Company

SPECIALITIES

- ❑ Allen key based joinery systems.
- ❑ Pre-engineered parts makes fast erection on site.
- ❑ Easy to install, Re-fixable and maintenance free.
- ❑ Glass fitting systems with multiple possibilities.
- ❑ High grade anti-corrosive material.
- ❑ Decorative and durable.
- ❑ Eye catching great interior looks.

ISO CERTIFICATE ISO CERTIFICATE



Certificate of Registration

Certificate No. TQS/QMS/163142015/378

This is to Certify that the Management System of the

Riva Metal Industries LLP

Shed No. 02, Plot No. 07, Sadbhavna Industrial Area,
B/h. Shree Ram Weigh Bridge, Nr. Rolex Rings Factory,
Opp. Hotel Krishna Park, Rajkot, Gujarat - India

Has been independently assessed and found to be Compliance
with the requirements of standard detailed below

ISO 9001:2015

This Certificate Is Valid For The Following Scope

“ Manufacture, Supply, Importer And Exporter Of
SS Railing, Aluminium Glass Railingm Bathroom Acc.,
SS Hardware Products ”



Smith
Managing Director
TQS Quality Certification Service

TQS Quality Certification Service,

B-203, Ashwari Apperment, Virar Road, Nallas Sectors, Mumbai 421 203.
The certificate of Registration remains the property of TQS Quality Certification Service
and shall be returned immediately upon request, for more information our website.
E: info@isoindia.org.in, W: www.isoindia.org.in
For current validity of this certification please visit our website.

INDEX

CODE

PARTICULARS

PAGE NO.

ALUMINIUM GLASS RAILING SYSTEM

BRCV 63100 Top Mounting brackets with continues cover profile	6
BRCV 82100 Top Mounting brackets with continues cover profile	7
BRCV 5590 (A) Top Mounting brackets with continues cover profile	8
BRCV 5590 (B) Top Mounting brackets with continues cover profile	9
BRCV 65102 Top Mounting brackets with continues cover profile	10
BRCV 85141 (A) Top Mounting brackets with continues cover profile	11
BRCV 85141 (B) Top Mounting brackets with continues cover profile	12
BRCV 113143 Top Mounting brackets with continues cover profile	13
BS 8598 Top Mounting Bracket System	14
BS 63100 Top Mounting Bracket System	15
BS 82100 Top Mounting Bracket System	16
BS 85141 Top Mounting Bracket System	17
BS 5671 Top Mounting Bracket System	18
CPT 45121 Top Mounted Continue profile system	19
CPT 3581 Top Mounted Continue profile system	20
CPT 5671 Top Mounted Continue profile system	21
CS 45121 Concealed-in-floor fitting system	22
CS 3581 Concealed-in-floor fitting system	23
CS 65102 (A) Concealed-in-floor fitting system	24
CS 65102 (B) Concealed-in-floor fitting system	25
CS 5590 (A) Concealed-in-floor fitting system	26
CS 5590 (B) Concealed-in-floor fitting system	27
FM 65102 Facia Mounting fitting system	28
FM 113143 Facia Mounting fitting system	29
 Handrail & Accessories	30
 Aluminium Colour Finishes	31

INDEX

CODE

PETICULARS

PAGE NO.

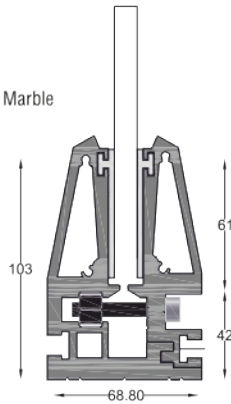
STAINLESS STEEL RAILING SYSTEM

SS 01	Facia mounted frameless glass fitting system (Point Fitting)	32
SS 02	Facia mounted frameless glass fitting system (Bracket system)	33
SP 1	Top mounted spigot bracket	34
SP 2	Top mounted spigot bracket	35
SP 3	Top mounted spigot bracket	36
SP 4	Top mounted spigot bracket	37
SP 5	Top mounted spigot bracket	38
TS 1	Square small baluster with glass fitting system (Top Mounted)	39
TS 2	Flat small baluster with glass fitting system (Top Mounted)	40
TS 3	Spider small baluster with glass fitting system (Facia Mounted)	41
TS 4	Fancy small baluster with glass fitting system (Facia Mounted)	42
TFL 1	Top mounted solid flat baluster with glass fitting system	43
TFL 2	Top mounted solid flat baluster with glass fitting system	44
TFL 3	Facia mounted solid flat baluster with glass fitting system	45
TRB 1	Top mounted round baluster with glass fitting system	46
TSB 6	Top mounted square baluster with glass fitting system	47
TSB 7	Top mounted square baluster with glass fitting system	48
	Glass to Handrail fitting Brackets	49
	Handrail Fitting Accessories	50
	SS colour finishes	51
	SS Bathroom Accessories	52-53

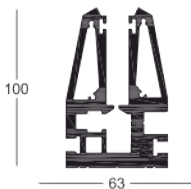


- Top Mounted Bracket system with continues Cover Profile
- Suitable For 10 mm To 12 mm Glass Thickness
- This Product can support glass height up to 900 mm
- Available Finish : Shot Blast / Anodize / PVDF / Wood / Marble

Material Grade Aluminium 6063 T6



BRACKET PROFILE



BR 63100

COVER PROFILE



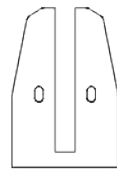
SC 63100

END CAP FULL



EC 63100 F

END CAP SLOTTED

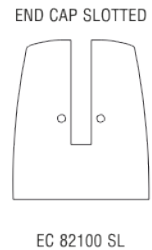
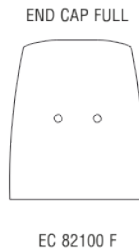
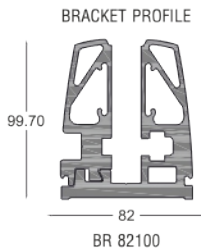
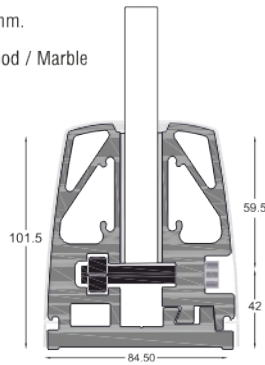


EC 63100 SL



- Top Mounted Bracket System with continues cover profile.
- Suitable for 12mm to 15mm Glass Thickness.
- This Product can support glass height up to 900 mm.
- Available Finish : Shot Blast / Anodize / PVDF / Wood / Marble

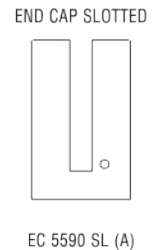
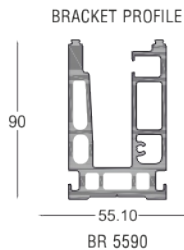

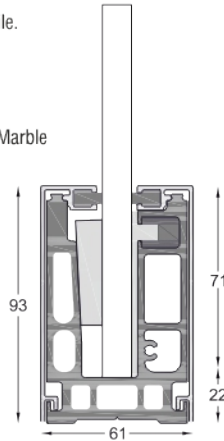
Material Grade Aluminium 6063 T6





- Top Mounted Bracket System with continues cover profile.
- Suitable for 12mm to 13.52mm Glass Thickness.
- This Product can support glass height up to 900 mm.
- Available Finish : Shot Blast / Anodize / PVDF / Wood / Marble

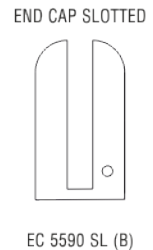
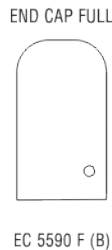
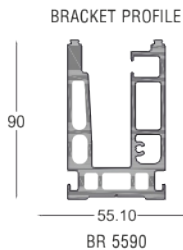
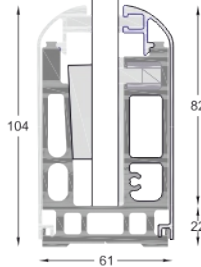
Material Grade Aluminium 6063 T6





- Top Mounted Bracket System with continues cover profile.
- Suitable for 12mm to 13.52mm Glass Thickness.
- This Product can support glass height up to 900 mm.
- Available Finish : Shot Blast / Anodize / PVDF / Wood / Marble

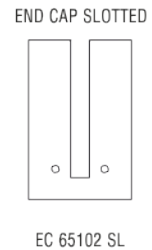
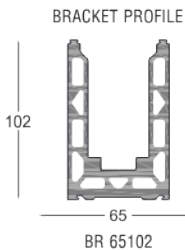
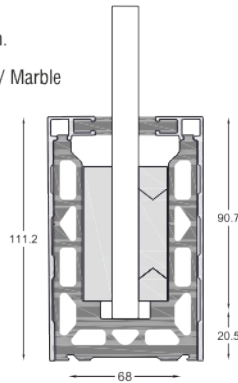
Material Grade Aluminium 6063 T6





- Top Mounted Bracket System with continues cover profile.
- Suitable for 12mm to 21.52mm Glass Thickness.
- This Product can support glass height up to 1000 mm.
- Available Finish : Shot Blast / Anodize / PVDF / Wood / Marble

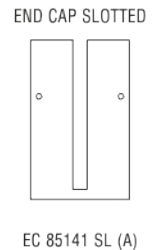
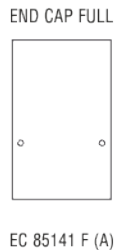
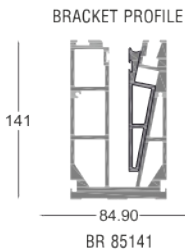
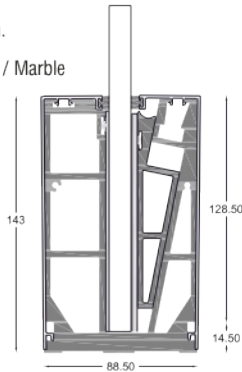
Material Grade Aluminium 6063 T6





- Top Mounted Bracket System with continues cover profile.
- Suitable for 12mm to 17.52mm Glass Thickness.
- This Product can support glass height upto 1100 mm.
- Available Finish : Shot Blast / Anodize / PVDF / Wood / Marble

Material Grade Aluminium 6063 T6



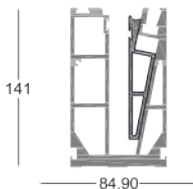


- Top Mounted Bracket System with continues cover profile.
- Suitable for 12mm to 17.52mm Glass Thickness.
- This Product can support glass height upto 1100 mm.
- Available Finish : Shot Blast / Anodize / PVDF / Wood / Marble

Material Grade Aluminium 6063 T6



BRACKET PROFILE



BR 85141

COVER PROFILE



SC 85141 (B)

END CAP FULL



EC 85141 F (B)

END CAP SLOTTED

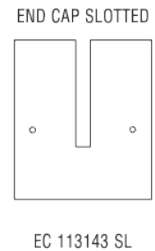
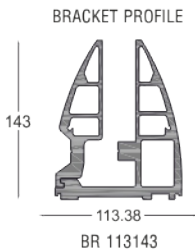
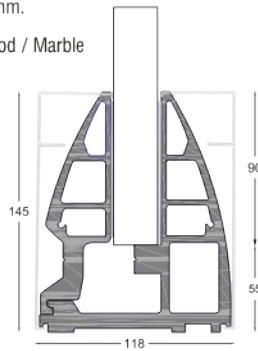


EC 85141 SL (B)



- Top Mounted Bracket System with continues cover profile.
- Suitable for 25.5mm Glass Thickness.
- This Product can support glass height upto 1100 mm.
- Available Finish : Shot Blast / Anodize / PVDF / Wood / Marble

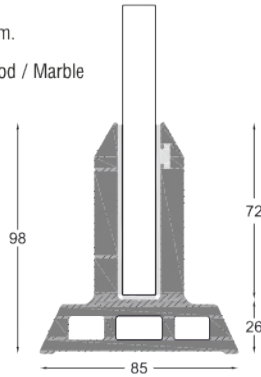
Material Grade Aluminium 6063 T6



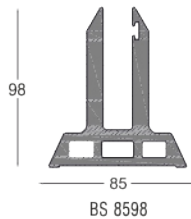


- Top Mounted Bracket System.
- Suitable for 12mm to 15mm Glass Thickness.
- This Product can support glass height upto 900 mm.
- Available Finish : Shot Blast / Anodize / PVDF / Wood / Marble

Material Grade Aluminium 6063 T6



BRACKET PROFILE

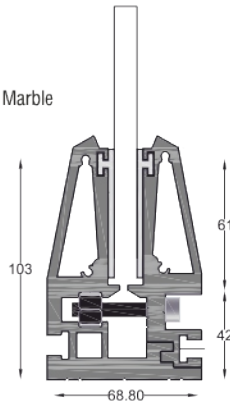


BS 8598

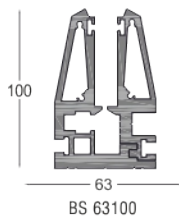


- Top Mounted Bracket System.
- Suitable for 10mm to 12mm Glass Thickness.
- This Product can support glass height upto 900 mm.
- Available Finish : Shot Blast / Anodize / PVDF / Wood / Marble

Material Grade Aluminium 6063 T6



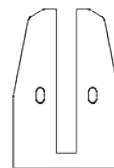
BRACKET PROFILE



COVER PROFILE



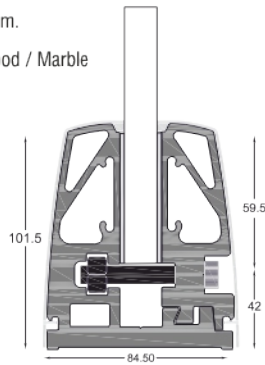
END CAP SLOTTED



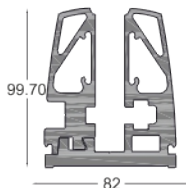


- Top Mounted Bracket System.
- Suitable for 12mm to 15mm Glass Thickness.
- This Product can support glass height upto 900 mm.
- Available Finish : Shot Blast / Anodize / PVDF / Wood / Marble

Material Grade Aluminium 6063 T6



BRACKET PROFILE



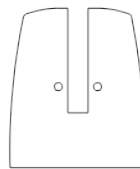
BS 82100

COVER PROFILE



SC 82100

END CAP SLOTTED

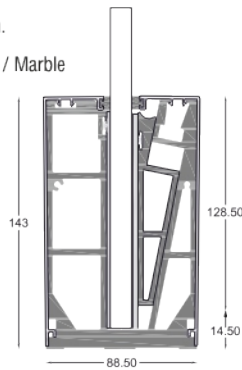


EC 82100 SL

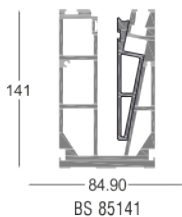


- Top Mounted Bracket System.
- Suitable for 12mm to 17.52mm Glass Thickness.
- This Product can support glass height upto 1100 mm.
- Available Finish : Shot Blast / Anodize / PVDF / Wood / Marble

Material Grade Aluminium 6063 T6



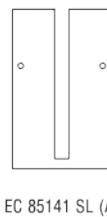
BRACKET PROFILE



COVER PROFILE



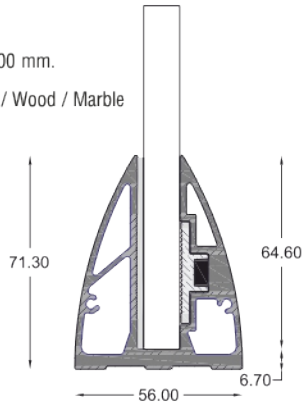
END CAP SLOTTED



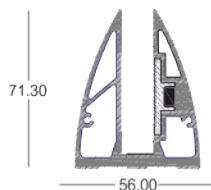


- Top Mounted Bracket System.
- Suitable for 10mm to 12mm Glass Thickness.
- This Product can support glass height upto 900 mm.
- Available Finish : Shot Blast / Anodize / PVDF / Wood / Marble

Material Grade Aluminium 6063 T6

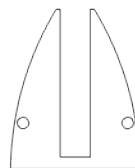


BRACKET PROFILE



BS 5671

END CAP SLOTTED

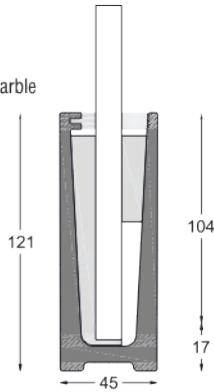


EC 5671 SL

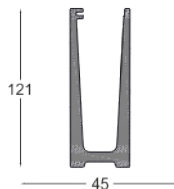


- Continue Profile Top Mounted Fitting System.
- Suitable for 12mm to 17.52mm Glass Thickness.
- This Product can support glass height upto 1100 mm.
- Available Finish : Shot Blast / Anodize / PVDF / Wood / Marble

Material Grade Aluminium 6063 T6



CONTINUE PROFILE

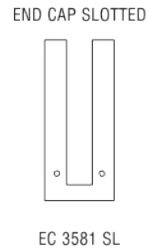
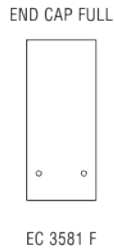
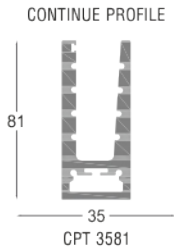
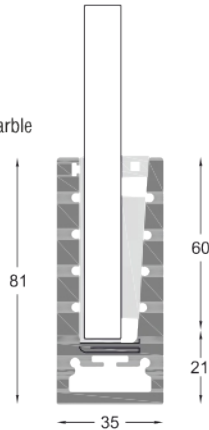


CPT 45121



- Continue Profile Top Mounted Fitting System.
- Suitable for 12mm to 15mm Glass Thickness.
- This Product can support glass height upto 900 mm.
- Available Finish : Shot Blast / Anodize / PVDF / Wood / Marble

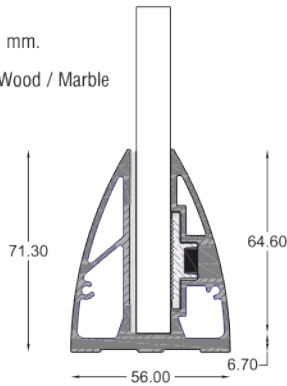
Material Grade Aluminium 6063 T6



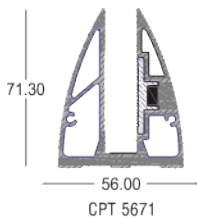


- Continue Profile Top Mounted Fitting System.
- Suitable for 10mm to 12mm Glass Thickness.
- This Product can support glass height upto 900 mm.
- Available Finish : Shot Blast / Anodize / PVDF / Wood / Marble

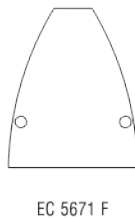
Material Grade Aluminium 6063 T6



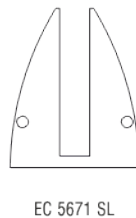
CONTINUE PROFILE



END CAP FULL



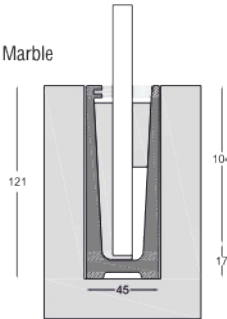
END CAP SLOTTED



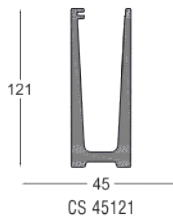


- Concealed - in - Floor Continue Profile System.
- Pre-planning requirement in civil work
- Suitable for 12mm to 17.52mm Glass Thickness.
- This Product can support glass height upto 1100 mm.
- Available Finish : Shot Blast / Anodize / PVDF / Wood / Marble

Material Grade Aluminium 6063 T6



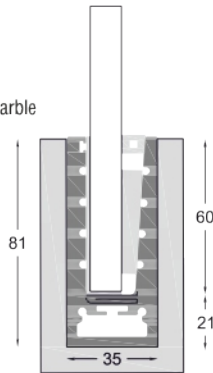
CONTINUE PROFILE



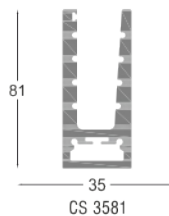



- Concealed - in - Floor Continue Profile System.
- Pre-planning requirement in civil work
- Suitable for 12mm to 15mm Glass Thickness.
- This Product can support glass height upto 900 mm.
- Available Finish : Shot Blast / Anodize / PVDF / Wood / Marble

Material Grade Aluminium 6063 T6



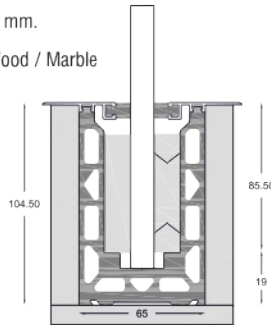
CONTINUE PROFILE



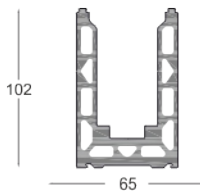


- Concealed - in - Floor Continue Profile System.
- Pre-planning requirement in civil work
- Suitable for 12mm to 21.52mm Glass Thickness.
- This Product can support glass height upto 1000 mm.
- Available Finish : Shot Blast / Anodize / PVDF / Wood / Marble

Material Grade Aluminium 6063 T6



CONTINUE PROFILE



CS 65102

TOP COVER

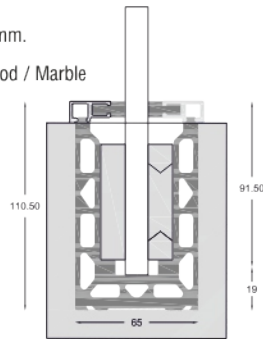



TC 65102 (A)

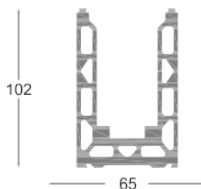


- Concealed - in - Floor Continue Profile System.
- Pre-planning requirement in civil work
- Suitable for 12mm to 21.52mm Glass Thickness.
- This Product can support glass height upto 1000 mm.
- Available Finish : Shot Blast / Anodize / PVDF / Wood / Marble

Material Grade Aluminium 6063 T6



CONTINUE PROFILE



CS 65102

TOP COVER

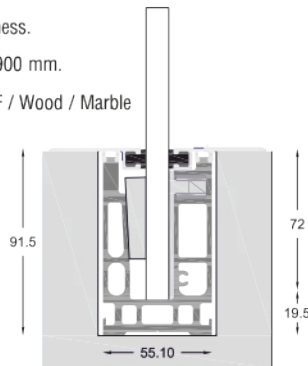


TC 65102 (B)

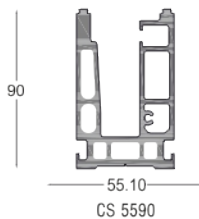


- Concealed - in - Floor Continue Profile System.
- Pre-planning requirement in civil work
- Suitable for 12mm to 13.52mm Glass Thickness.
- This Product can support glass height upto 900 mm.
- Available Finish : Shot Blast / Anodize / PVDF / Wood / Marble

Material Grade Aluminium 6063 T6



CONTINUE PROFILE



TOP COVER

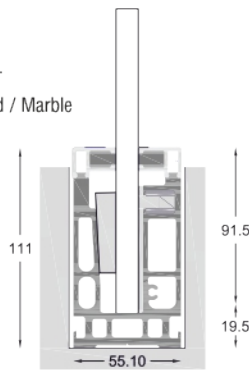


TC 5590 (A)

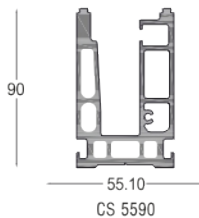


- Concealed - in - Floor Continue Profile System.
- Pre-planning requirement in civil work
- Suitable for 12mm to 13.52mm Glass Thickness.
- This Product can support glass height upto 900 mm.
- Available Finish : Shot Blast / Anodize / PVDF / Wood / Marble

Material Grade Aluminium 6063 T6



CONTINUE PROFILE



TOP COVER

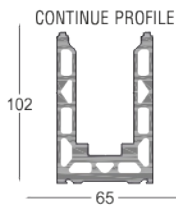
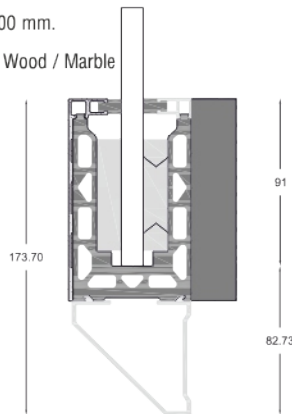


TC 5590 (B)



- Facia Mounted Continue Profile With cover .
- Suitable for 12mm to 21.52 Glass Thickness.
- This Product can support glass height upto 1000 mm.
- Available Finish : Shot Blast / Anodize / PVDF / Wood / Marble

Material Grade Aluminium 6063 T6



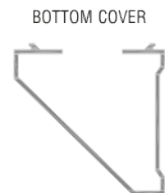
FM 65102




SC 65102



TC 65102

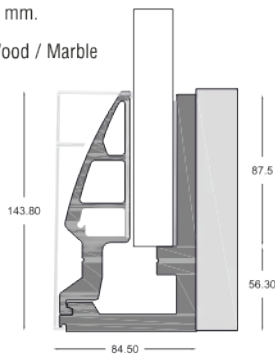


BC 65102



- Facia Mounted Continue Back Profile With front bracket and continue cover System.
- Suitable for 25.5mm Glass Thickness.
- This Product can support glass height upto 1100 mm.
- Available Finish : Shot Blast / Anodize / PVDF / Wood / Marble

Material Grade Aluminium 6063 T6



CONTINUE BACK PROFILE



FM 113143 (A)

FRONT BRACKET PROFILE



FM 113143 (B)

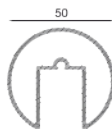
COVER PROFILE



FM 113143 (C)



HR - 50




HR 50
HANDRAIL



HC 50
HANDRAIL CONNECTOR



CC 50
CORNER CONNECTOR



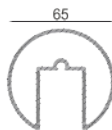
EC 50
END CAP



WC 50
WALL CONCEALED



HR - 65




HR 65
HANDRAIL



HC 65
HANDRAIL CONNECTOR



CC 65
CORNER CONNECTOR



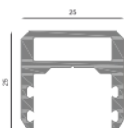
EC 65
END CAP



WC 65
WALL CONCEALED



HR - 2525



HR 2525
HANDRAIL



HC 2525
HANDRAIL CONNECTOR



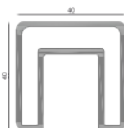
CC 2525
CORNER CONNECTOR



WC 2525
WALL CONCEALED



HR - 4040



HR 4040
HANDRAIL



HC 4040
HANDRAIL CONNECTOR



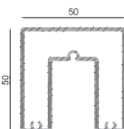
CC 4040
CORNER CONNECTOR



WC 4040
WALL CONCEALED



HR - 5050



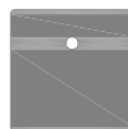
HR 5050
HANDRAIL



HC 5050
HANDRAIL CONNECTOR



CC 5050
CORNER CONNECTOR



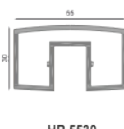
EC 5050
END CAP



WC 5050
WALL CONCEALED



HR - 5530



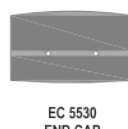
HR 5530
HANDRAIL



HC 5530
HANDRAIL CONNECTOR



CC 5530
CORNER CONNECTOR



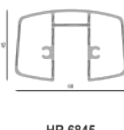
EC 5530
END CAP



WC 5530
WALL CONCEALED



HR - 6845



HR 6845
HANDRAIL



HC 6845
HANDRAIL CONNECTOR



CC 6845
CORNER CONNECTOR




EC 6845
END CAP




WC 6845
WALL CONCEALED

SHOT BLAST




Silver Blast


PVDF



PVDF - 1




PVDF - 2




PVDF - 3

ANODIZE




Anodize - 1



Anodize - 2



Anodize - 3




Anodize - 4

WOOD




Wood - 1




Wood - 2




Wood - 3




Wood - 4



Wood - 5



Wood - 6




Wood - 7




Wood - 8




Wood - 9



Wood - 10



Wood - 11



Wood - 12


MARBLE



Marble

NOTE

- These are Photographic images only for information.
- Not original finish can be seen in these images.

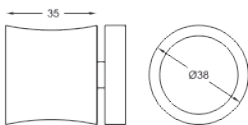


- Frameless Glass Fitting System.
- Facia mounted Fitting System.
- Suitable for 12mm Glass Thickness.
- Also Available For Customize Size Glass Thickness.
- Available Finish : SS Finish / PVD Finish / Wood Finish / Marble Finish

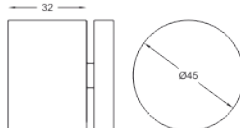
Material Grade AISI 304 Stainless Steel



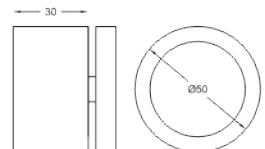
PF 38




PF 45



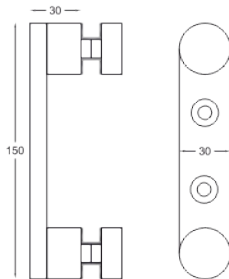
PF 50



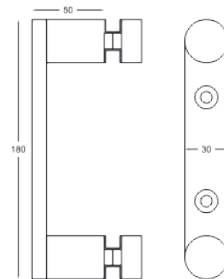


- Frameless Glass Fitting System.
- Facia mounted Fitting System.
- Suitable for 12mm Glass Thickness.
- Also Available For Customize Size Glass Thickness.
- Available Finish : SS Finish / PVD Finish / Wood Finish / Marble Finish

Material Grade AISI 304 Stainless Steel



B 150

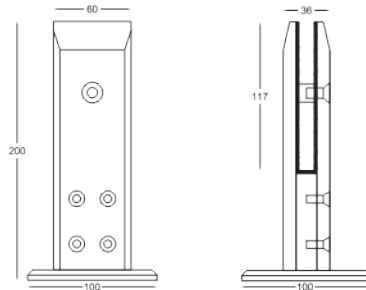


B 180



- Spigot Bracket For Glass Fitting System.
- Top Mounted Fitting System.
- Suitable for 12mm Glass Thickness.
- Also Available For Customize Size Glass Thickness.
- Available Finish : SS Finish / PVD Finish / Wood Finish / Marble Finish

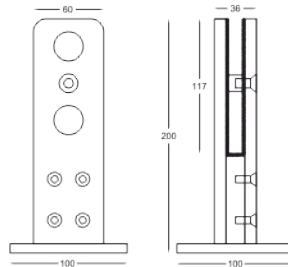
Material Grade AISI 304 Stainless Steel





- Spigot Bracket For Glass Fitting System.
- Top Mounted Fitting System.
- Suitable for 12mm Glass Thickness.
- Also Available For Customize Size Glass Thickness.
- Available Finish : SS Finish / PVD Finish / Wood Finish / Marble Finish

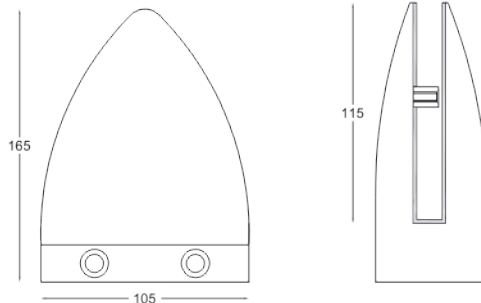
Material Grade AISI 304 Stainless Steel





- Spigot Bracket For Glass Fitting System.
- Top Mounted Fitting System.
- Suitable for 12mm Glass Thickness.
- Available Finish : SS Finish / PVD Finish / Wood Finish / Marble Finish

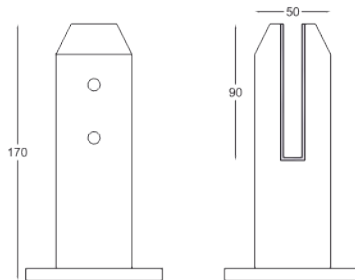
Material Grade AISI 304 Stainless Steel





- Spigot Bracket For Glass Fitting System.
- Top Mounted Fitting System.
- Suitable for 12mm Glass Thickness.
- Also Available For Customize Size Glass Thickness.
- Available Finish : SS Finish / PVD Finish / Wood Finish / Marble Finish

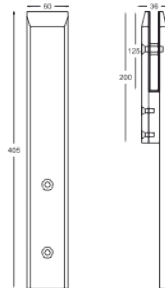
Material Grade AISI 304 Stainless Steel





- Spigot Bracket For Glass Fitting System.
- Facia Mounted Fitting System.
- Suitable for 12mm Glass Thickness.
- Also Available For Customize Size Glass Thickness.
- Available Finish : SS Finish / PVD Finish / Wood Finish / Marble Finish

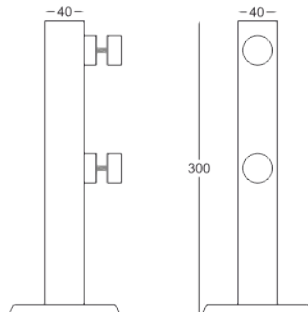
Material Grade AISI 304 Stainless Steel





- Square Tube Section Small Baluster With Glass Fitting System.
- Top Mounted Fitting System.
- Suitable for 12mm Glass Thickness.
- Also Available For Customize Size Glass Thickness.
- Available Finish : SS Finish / PVD Finish / Wood Finish / Marble Finish

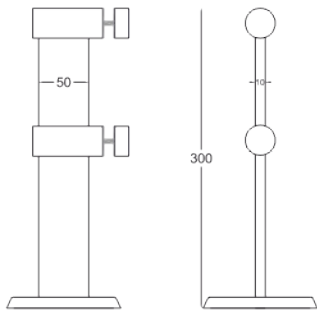
Material Grade AISI 304 Stainless Steel





- Solid Flat Small Baluster With Glass Fitting System.
- Top Mounted Fitting System.
- Suitable for 12mm Glass Thickness.
- Also Available For Customize Size Glass Thickness.
- Available Finish : SS Finish / PVD Finish / Wood Finish / Marble Finish

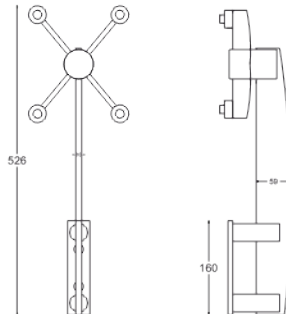
Material Grade AISI 304 Stainless Steel





- Solid Flat Baluster With Spider Type Glass Fitting System.
- Facia Mounted Fitting System.
- Suitable for 12mm Glass Thickness.
- Also Available For Customize Size Glass Thickness.
- Available Finish : SS Finish

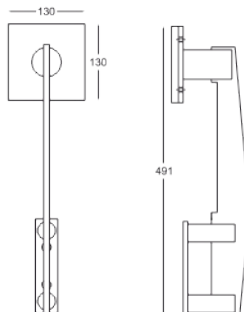
Material Grade AISI 304 Stainless Steel





- Solid Flat Baluster With Glass Fitting System.
- Facia Mounted Fitting System.
- Suitable for 12mm Glass Thickness.
- Also Available For Customize Size Glass Thickness.
- Available Finish : SS Finish

Material Grade AISI 304 Stainless Steel





- Solid Flat Baluster With Glass Fitting System.
- Top Mounted Fitting System.
- Suitable for 12mm Glass Thickness.
- Also Available For Customize Size Glass Thickness.
- Available Finish : SS Finish / PVD Finish / Wood Finish / Marble Finish

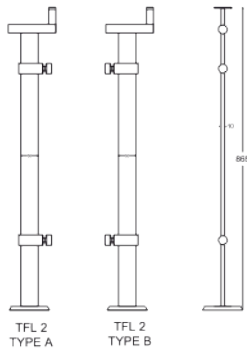
Material Grade AISI 304 Stainless Steel





- Solid Flat Baluster With Glass Fitting System.
- Top Mounted Fitting System.
- Suitable for 12mm Glass Thickness.
- Also Available For Customize Size Glass Thickness.
- Available Finish : SS Finish / PVD Finish / Wood Finish / Marble Finish

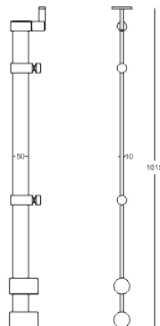
Material Grade AISI 304 Stainless Steel





- Solid Flat Baluster With Glass Fitting System.
- Facia Mounted Fitting System.
- Suitable for 12mm Glass Thickness.
- Also Available For Customize Size Glass Thickness.
- Available Finish : SS Finish / PVD Finish / Wood Finish / Marble Finish

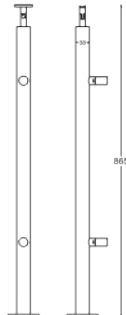
Material Grade AISI 304 Stainless Steel





- Round Tube Section Baluster With Glass Fitting System.
- Top Mounted Fitting System.
- Suitable for 12mm Glass Thickness.
- Also Available For Customize Size Glass Thickness.
- Available Finish : SS Finish / PVD Finish / Wood Finish / Marble Finish

Material Grade AISI 304 Stainless Steel






- Square Tube Section Baluster With Glass Fitting System.
- Top Mounted Fitting System.
- Suitable for 12mm Glass Thickness.
- Also Available For Customize Size Glass Thickness.
- Available Finish : SS Finish / PVD Finish / Wood Finish / Marble Finish

Material Grade AISI 304 Stainless Steel



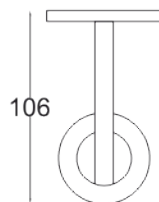
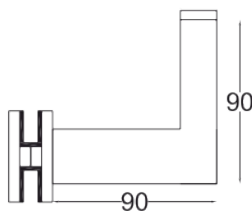



- Square Tube Section Baluster With Glass Fitting System.
- Top Mounted Fitting System.
- Suitable for 12mm Glass Thickness.
- Also Available For Customize Size Glass Thickness.
- Available Finish : SS Finish / PVD Finish / Wood Finish / Marble Finish

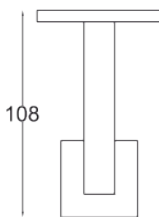
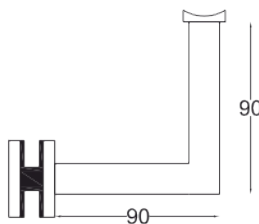
Material Grade AISI 304 Stainless Steel



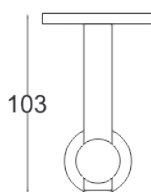
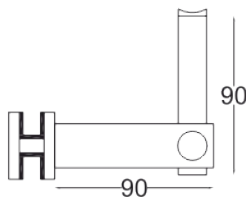

B-1



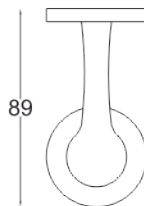
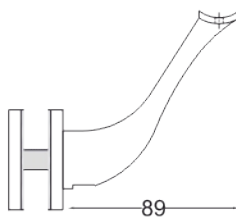
B-2



B-3



B-4



HANDRAIL PIPE



50.8mm Ø
42.4mm Ø
38.1mm Ø



38.1mm Ø
50.8mm Ø



40x40mm
50x50mm

FITTING ACCESSORIES



Adjustable Band



90 Degree Fix Band



Customize Degree Fix Band



Handrail Connector



Handrail End Cap



Wall Concealed

ANCHOR FASTENER



Anchor - 1



Anchor - 2

SS



SS Glossy



SS Mat

PVD MATT



Gold Matt




Rose Gold Matt



Zirconium Matt



Bronze Matt




Black Matte

PVD GLOSSY



Gold Glossy



Rose Gold Glossy



Zirconium Glossy




Bronze Glossy



Black Glossy

WOOD



Wood - 101




Wood - 102



Wood - 103



Wood - 104




Wood - 105

MARBLE



Marble



DOUBLE SOAP DISH - SD 112




SOAP DISH - SD 111



TOOTHBRUSH HOLDER - TH 101




SOAP DISH WITH TOOTHBRUSH HOLDER - STH 151




TISSUE PAPER HOLDER - TPH 161



ROB HOOK - RH 122




NAPKIN RING - NR 141



NAPKIN RING - NR 143




NAPKIN RING - NR 145



TOWEL ROD - T 131



DOUBLE TOWEL ROD - T 132



TOWEL RACK - TR 172



TOWEL RACK - TR 171



DOUBLE SOAP DISH - SD 212



SOAP DISH - SD 211



TOOTHBRUSH HOLDER - TH 201




SOAP DISH WITH TOOTHBRUSH HOLDER - STH 251



TOILET PAPER HOLDER - TPH 261



ROB HOOK - RH 222




NAPKIN RING - NR 241



NAPKIN RING - NR 243




NAPKIN RING - NR 245




TOWEL ROD - T 231



DOUBLE TOWEL ROD - T 232



TOWEL RACK - TR 272



TOWEL RACK - TR 271

NOTE

TRUELINE



ATTENTION

- ❑ Finishes like PVD, Anodize, PVDF, Wood - all these processes required extra time hence consider the same and place your orders in accordance and well in advance.
- ❑ Shade variations may occur in PVD finish, Anodize finish, Shot blast finish, PVDF finish & Wood finish and company does not held responsibility for the same.
- ❑ TRUELINE Strongly recommends using only toughened / laminated glass for all railing applications.
- ❑ TRUELINE strongly recommends that any stainless steel used in architectural project should be minimum AISI 304 Grade Stainless steel.
- ❑ All Stainless steel grades generally look similar and the only way to check the grade is through a laboratory analysis of the material.
- ❑ TRUELINE reserves all rights to make changes in products without prior notice.

CARE

- ☞ Clean the metal when it is dirty.
- ☞ Rinse with clean water only.
- ☞ Do not use detergents and chemicals for cleaning of metal.
- ☞ Do not use abrasive cleaners that will scratch the surface.
- ☞ Wipe the surface completely clean with dry cloth.
- ☞ Avoid dragging rough items across the surface.
- ☞ Coastal area site needs more care of cleaning to avoid corrosion on metal.

TRUELINE[®]

Channel Partner



Mfg. By :

Riva Metal Industries LLP

Rajkot. (Gujarat) India.



info@truelineindia.com



www.truelineindia.com